



Online Learning...

@Capital
Community College

Welcome to Online@Capital!




[Capital Home](#)

Confused about your log-ons? Usernames, passwords, and PINs demystified...

College Network [NetID] - To use any campus computer (in offices, classrooms, labs, etc.), you must first log-on to the college network, then you will have access to computer software applications (internet, MS Office, e-mail, etc.).

Banner - the online student information system for grades, course searches*, registration, and transcripts.
[*Note-The full college catalog is available at www.ccc.commnet.edu/publications.htm]

WebCT Vista - Online course delivery environment. For help using WebCT Vista, contact [Academic Media Technology](#), 860-906-5030, Room 1031.

Log-on to...	Username/ID	Default Password/PIN	Password Requirements	Where to find Help
 <p>College Network (NetID) for Student use of computers on-campus</p>	8 digit Banner ID# without @ followed by @student.commnet.edu <i>*To access the login screen, press the CNTRL, ALT, and DELETE keys all at once.</i> 12345678@student.commnet.edu	Your initially assigned NetID password will be as follows: 1. 1st three characters of birth month with first letter CAPITALIZED 2. Ampersand character (&) 3. Last 4 digits of your social Security Number Example: for a birth date of 10/24/79 and SSN of 123-45-6789, the initial password would be: Oct&6789	<p>You must change your password the first time you log on.</p> <p>The password you create must contain ALL of the following:</p> <ul style="list-style-type: none"> -minimum of 8 characters total -both UPPER and lower case CHARACTERS -some combination of both number & letter characters <p><i>*The system prevents the use of your name in the pin, and will not allow re-use of previous passwords.</i></p>	<p>For help using the college computer network, contact the Information Technology Department, 860-906-5252, Room 601.</p> <p>To reset a forgotten pin, access the self-serve reset at http://www.commnet.edu/netid; you will be asked several questions to verify your identity.</p>
 <p>Banner Online for course registration, financial aid, and grades</p>	8 Digit Banner ID# with @ @12345678 <i>*Access to the Banner system is available from the icon on the homepage of the college web site www.ccc.commnet.edu or go directly to http://www.online.commnet.edu/</i>	Your initial PIN is your 6 digit birthdate in month-day-year format mmddyy <i>*note 2-digit year</i> <i>*you will be asked to fill out a security question. Please note the exact answers you provide, as this will help if you ever forget your pin. Your PIN does not change each semester.</i>	<p>It is recommended to create a new BANNER pin that is only 6 characters in length.</p> <p><i>*Do not use a password longer than 6 digits. Your account will be disabled if you attempt to logon more than 3 times unsuccessfully.</i></p>	<p>For help using Banner Online, contact Flora Long, 860-906-5079.</p> <p>To reset a forgotten pin, click on the the "forgot pin" button at the login screen http://www.online.commnet.edu/</p>
 <p>WebCT Vista the online course delivery system</p>	Banner ID# with the @ @12345678 <i>*Access to the WebCT Vista course delivery system is available from the icon on the homepage of the college web site www.ccc.commnet.edu or go directly to http://www.vista.ctdlc.org</i>	Same as Banner PIN	Same as Banner PIN. <i>*No more than 6 digits.</i>	<p>For technical assistance on or off-campus with your online courses, contact Academic Media Technology, 860-906-5030, Room 1031.</p> <p><i>*pins cannot be changed within WebCT Vista. To do so, change it in BANNER which will automatically update the pin for WebCT Vista.</i></p>